

AT A GLANCE

Total Pipeline Value
\$39.9b



Major project activity



Funding split



\$20.2b
Public Projects
\$19.7b
Private Projects

Major Projects Pipeline – Breakdown

\$39.9 billion total (over 5 years)



Unlikely

33

projects valued at

\$6.9b



Prospective

43

projects valued at

\$5.1b



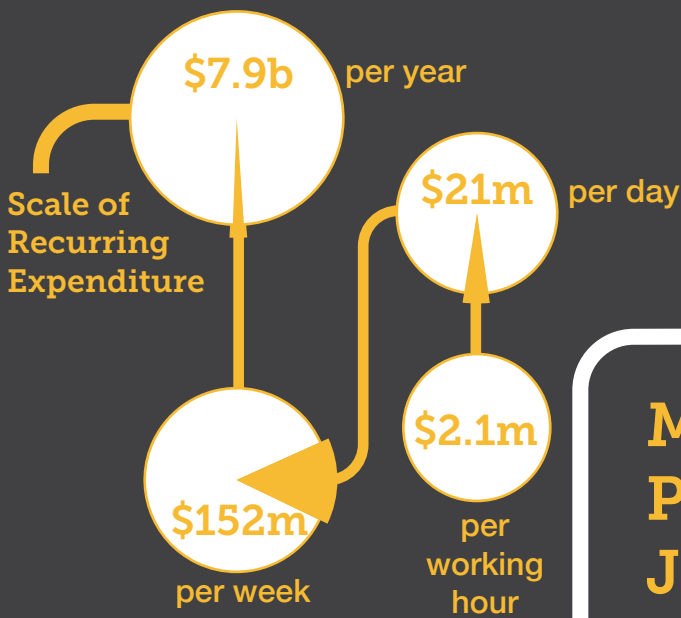
Credibly
proposed

22

projects valued at

\$4.1b

Unfunded \$16.1 billion



Major Projects Jobs

The funded pipeline will support **12,700 workers** each year on average

Fully-funding the pipeline will support an extra **4,700 workers** each year on average



\$8.2b

North Queensland

\$13.6b


South East Queensland

\$3.8b

Surat Basin

14.3b

Various



Announced

22

projects valued at

\$5.3b

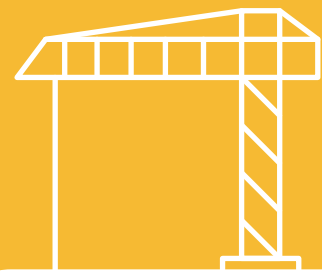


Under procurement

12

projects valued at

\$4.1b



Under construction

58

projects valued at

\$14.4b

Funded \$23.8 billion